



PK2004A

LED Light Pole Kit with Four Adjustable 200 Watt LED Lights

Job: _____
 Job Site: _____ State: _____ Client Name: _____
 Notes: _____ Approvals: _____ Date: _____

Commercial-grade LED Light Pole Assembly Includes:

Square steel light pole, 4 LED lights complete with adjustable slip fitters, low profile pole bracket, hardware, set of anchor bolts and a base cover.

Orientation Options: 1. Straight Inline
 (see page 2) 2. 90° Orientation

Light Pole:

Pole Shaft: Commercial grade steel with minimum yield strength of 55,000 psi.

15 ft. and 20 ft. poles: 4" square X 11 gauge; 25 ft. poles: 4" square X 7 gauge; 30 ft poles: 5" square X 7 gauge.

Pole Height: Standard pole height is 15 ft. Optional heights are 20 ft., 25 ft. and 30 ft. Custom heights are also available.

Anchor Bolts: A set of 4 galvanized steel anchor bolts is provided. Each anchor bolt includes 2 nuts and 2 washers.

Bolt Circle: 4"sq. Pole: 8-1/2" Bolt Circle (Slotted base for 8-11" Bolt Circle).

30 ft poles: 11" Bolt Circle (Slotted base for 10.5" - 12" Bolt Circle)

Handhole: Handhole is located 18" above the base plate for 15 ft., 20 ft. and 25 ft. pole. 21" above the base plate for 30 ft pole.

Handhole cover size: 3" X 6" for 15 ft., 20 ft. and 25 ft. poles. 3" X 5" for 30 ft. poles.

Color: Dark Bronze

Base Cover: ABS Plastic base cover with rivets.

LED Fixture:

Material: Aluminum construction with integrated fins to maximize heat dissipation.

Color: Dark Bronze.

Power: 200 Watts

Lumens: 25,500. **Lumens/Watt:** 128.

Voltage: 120-277 Volt standard. 345-480 Volt option as special order.

Color Temperature: 5000K standard. 4000K and 3000K options as special order.

Photocell: Optional Twist/Lock photocell.

Dimming: 0-10V Dimming Capable. Dimming control not provided (field install).

UL Listing: UL Listed for Wet Locations.

DLC Listing: DLC Premium.

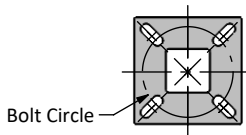
IP Rating: IP65

Life Expectancy: 100,000 hours (L70)

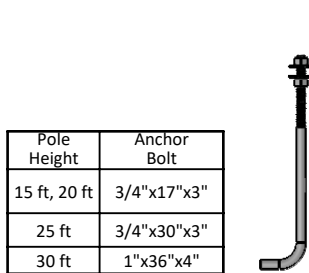
Warranty: 5 Years.

Weight: 17.5 lbs.

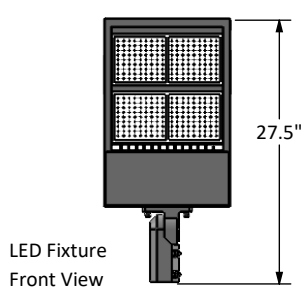
System Data					
Total Power (Watts)	Total Lumens	Total Amps		Max Wind Rating	
		120V	277V	15 ft, 20 ft, 25 ft	30 ft
4X200=800	4X25,500=102,000	4X1.67=6.68	4X0.72=2.88	140 mph	120 mph

**Base Plate**

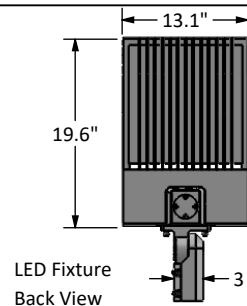
Pole Height	Base Plate Dim	Slot Dim	Bolt Circle
15 ft, 20 ft, 25 ft	10" Sq.x 0.75"	0.98" x 2.5"	8.5"
30 ft	11" Sq. x 1"	1.15" x 1.9"	11.0"

Anchor Bolt

Pole Height	Anchor Bolt
15 ft, 20 ft	3/4"x17"x3"
25 ft	3/4"x30"x3"
30 ft	1"x36"x4"



LED Fixture Front View



LED Fixture Back View

Disclaimer: All dimensions and specifications are subject to change without any notice. Light Pole Foundation should be designed by an engineer familiar with local soil and wind conditions as well as local code where the light pole will be installed.



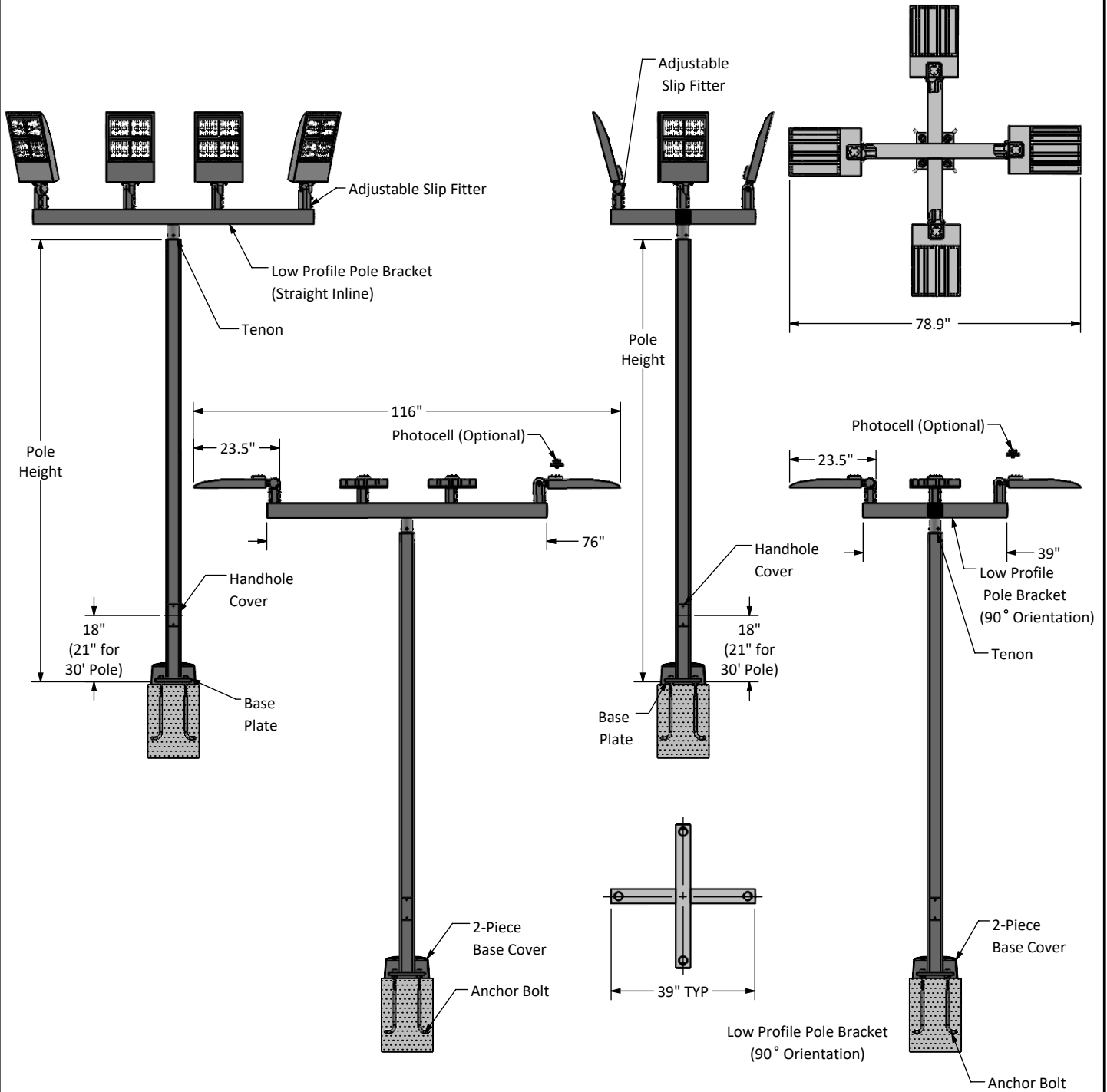
PK2004A

LED Light Pole Kit with Four Adjustable 200 Watt LED Lights

Job: _____
 Job Site: _____ State: _____ Client Name: _____
 Notes: _____ Approvals: _____ Date: _____

1. Straight Inline

2. 90° Orientation



Disclaimer: All dimensions and specifications are subject to change without any notice. Light Pole Foundation should be designed by an engineer familiar with local soil and wind conditions as well as local code where the light pole will be installed.