

EZ12S4SQ11

12 Foot EZ Sectional Steel Light Pole, 4 Inch Wide, 11 Gauge



Job: _____
 Job Site: _____ State: _____ Client Name: _____
 Notes: _____ Approvals: _____ Date: _____

This innovative, Patented in USA and other countries, square steel light pole comes in 4 ft. segments for quick assembly at job site. This light pole drastically reduces handling and installation headaches associated with conventional single shaft light poles without compromising its strength and EPA rating.

Pole Top Options: Drilled with our standard pattern on all 4 sides with easily removable plastic plugs in case holes are not used. Pole cap is provided unless a tenon is required.

A 2-3/8" diameter X 4" long tenon adaptor is available as an option.

Pole Shaft: 4' square 11 gauge commercial grade steel with minimum yield strength of 50,000 psi.

Handhole: Reinforced, 3" X 5" size handhole is located at 18 inches from the base. A ground lug with set screw is located near the handhole opening for proper grounding of the pole.

Color: Commercial grade, super durable powder coat finish. Dark Bronze is standard color.

Anchor Bolts: A set of 4 galvanized steel anchor bolts is provided with each pole assembly. Each anchor bolt includes 2 nuts and 2 washers. Top portion of the anchor bolt is threaded for securing and leveling the pole with the provided nuts and washers. An actual size paper anchor bolt template is provided.

Hardware: Stainless steel hardware is provided.

Bolt Circle: 8-1/2" (Bolt Circle Range 8"-11")

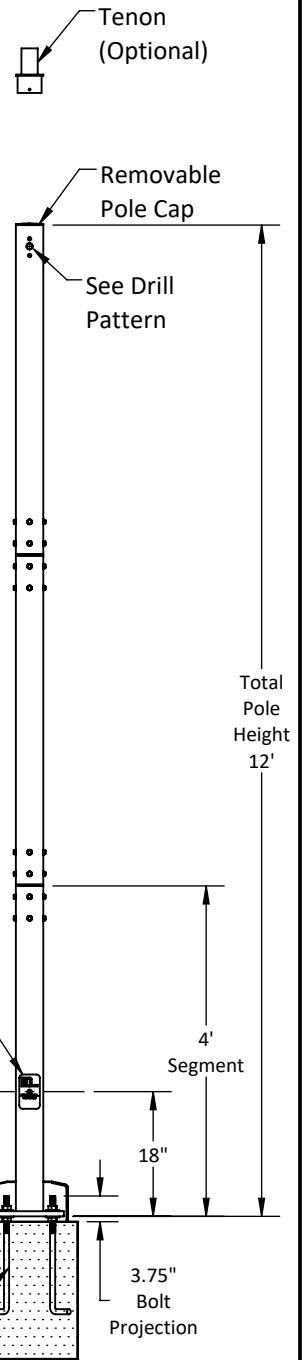
Base Cover: Two-piece ABS plastic base cover is provided.

Warranty: 1 Year.

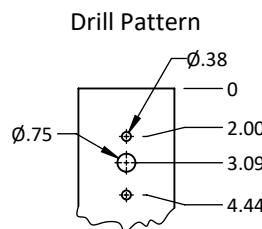
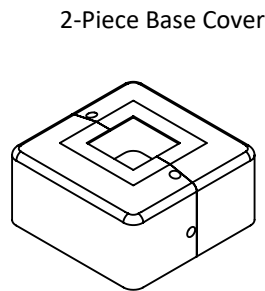
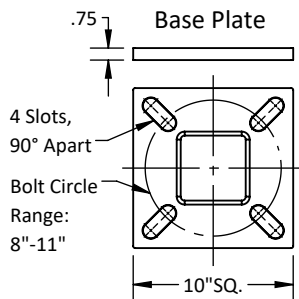
Maximum Luminaire Weight: 100 lbs

Foundation design: Foundation should be designed by an engineer familiar with local soil and wind conditions as well as local code where the pole(s) will be installed.

Total Pole Weight: 100 lbs.



Maximum EPA with 1.3 Gust Factor (ft ²) per AASHTO LRFDLTS-1							
115 mph	120 mph	130 mph	140 mph	150 mph	160 mph	170 mph	180 mph
15.0	15.0	15.0	15.0	12.0	9.0	7.6	5.0



Disclaimer: All dimensions and specifications are subject to change without any notice. Energy Light, Inc. is not responsible for any claims arising from improper loading (what is attached to the light pole), improper use, incorrect foundation design and/or installation.